

VIRGOLA TOUCH

Version

Touch - Built-in - 120 cm -
Black - 800 m³/h

Collection

Design

EAN code

8034122367422



The photograph is purely for information
It may not correspond to the selected version.

FEATURES

Touch control
Metallic grease filter, removable and washable
Combined regenerable Carbon.Zeo filter (optional)
Dynamic Light (2700K - 5600K)

OPTIONAL ACCESSORIES

KACL.108
Glass shelf 120 cm
KACL.770#41F
Remote under-roof 1100 m³/h
Brushless
KACL.782#49F
Slim motor 800 m³/h
KACL.786#41F
Outdoor extractor fan 1000 m³/h
KACL.796#4AF
Outdoor extractor fan 1500 m³/h
KACL.797#4AF
Remote under-roof motor 1300 m³/h
KACL.798#41F
Remote under-roof motor 950 m³/h
KACL.961
Charcoal and Zeolite filter
KCVJN.00#3
Telescopic chimney h 185 + h 185
KCVJN.01#3
Kit Chimney Virgola-Move H120
Stainless Steel

TECHNICAL FEATURES

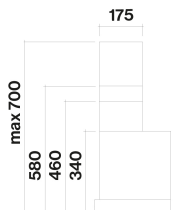
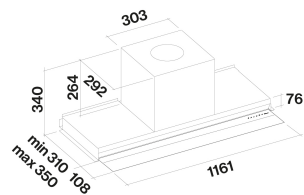
Installation type
Built-in
Dimensions
120 cm
Finishing
Motor
800 m³/h
Type of control
Touch control
Lighting
Strip Led 5,8 W - 2700 K / 5600 K
Minimum distance
Gas hob: 52 cm
Electric hob: 52 cm

PACKAGING:WEIGHTS AND VOLUMES

Gross weight
21.9 kg
Net weight
17.4 kg
Volumes
0.25 m³
Packaging size
Length
1295 mm
Height
410 mm
Depth
465 mm

CONSUMPTION AND CONNECTION FEATURES

Maximum consumption
280 W
Voltage
220-240V
Frequency
50-60Hz
ENERGY CLASS
A



VIRGOLA TOUCH

Version

Touch - Built-in - 120 cm -
Black - 800 m3/h

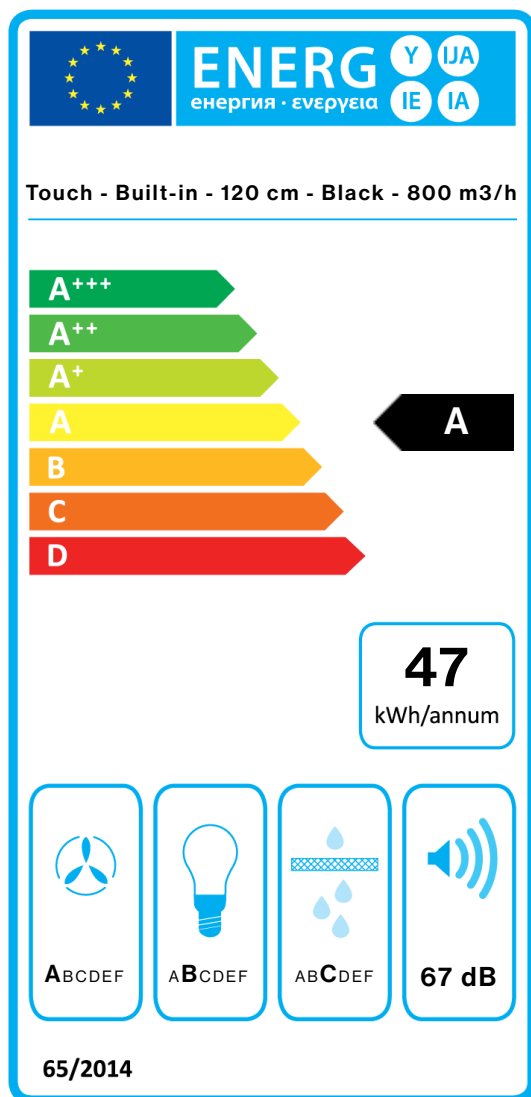
Collection

Design

EAN code

8034122367422

ENERGY LABEL



PF		
S	Falmec Spa	
M	Touch - Built-in - 120 cm - Black - 800 m3/h	
AEC	46,9	kWh/a
EEC	A	
FDE	29,8	
FDEC	A	
LE	21,2	
LEC	B	
GFE	84,0	
GFEC	C	
Qmin	300,0	m ³ /h
Qmax	570,0	m ³ /h
Qboost	661,0	m ³ /h
SPEmin	51	dBa
SPEmax	67	dBa
SPEboost	71	dBa
PO	-	W
PS	0,28	W
PI		
F	0.9	
EEl	52,1	
Qbep	389,0	m ³ /h
Pbep	359	Pa
Qboost	661,0	m ³ /h
Wbep	130,0	W
WL	5,80	W
Emiddle	123	lex
Lwa-SPEmax	67	dBa

PF_Product fiche according to 65/2014 S_Supplier name / M_Model identification / AEC_Annual Energy Consumption (AEC hood) / EEC_Energy Efficiency class / FDE_Fluid Dynamic Efficiency (FDE hood) / FDEC_Fluid Dynamic Efficiency class / LE_Lighting Efficiency (LE hood) / LEC_Lighting Efficiency class / GFE_Grease Filtering Efficiency / GFEC_Grease Filtering Efficiency class / Qmin_Air flow (in m³/h) at min speed in normal use / Qmax_Air flow (in m³/h) at max speed in normal use / Qboost_Air flow (in m³/h) at intensive or boost setting (max air-flow) / SPEmin_Airborne acoustical A-weighted sound power emissions at min speed in normal use / SPEmax_Airborne acoustical A-weighted sound power emissions at max speed in normal use / SPEboost_Airborne acoustical A-weighted sound power emissions (in dB) at intensive or boost setting / PO_Power consumption in off mode (Po) / Ps_Power consumption in stand by mode (Ps). **PI_Additional information according to 66/2014** F_Time increase factor / EEl_Energy Efficiency Index / Qbep_Measured air flow rate at best efficiency point / Pbep_Measured air pressure at best efficiency point / Qboost_Maximum air flow / Wbep_Measured electric power input at best efficiency point / WL_Nominal power of the lighting system / Emiddle_Average illumination of the lighting system on the cooking surface / Lwa-SPEmax_Sound pressure level at the highest speed.